Microinverter



X1-Micro 4 in 1

1300 W / 1500 W / 1600 W / 1800 W
2000 W / 2200 W / 2400 W

High Efficiency

- Max. 2400VA output power
- Max. 19.5A DC input current
- Four MPPT channels

Assured Safety

- Rapid Shutdown function
- Safety protection relay integrated
- IP67 ingress protection

Intelligent Design

- Reactive power control
- Built-in industrial grade WiFi module
- Easy to install and maintain

Flexible Adaptability

- Easy and flexible expansion of system capacity
- Support AC coupling solution
- Support 1-phase microinverter integration into 3-phase power grid

solaxpower
www.solaxpower.com
info@solaxpower.com
+86 571-56260008

*V2.0 Information may be subject to modify without notice. 650.00047.00

	X1-Micro 1300	X1-Micro 1500	X1-Micro 1600	X1-Micro 1800	X1-Micro 2000	X1-Micro 2200	X1-Micro 2400
PV INPUT							
Commonly used module power per input	300 ~ 505+ W	320 ~ 540+ W	360 ~ 600+ W	400 ~ 600+ W	400 ~ 670+ W	450 ~700+ W	500 ~ 750+ W
Max. PV input voltage	60 V						
MPPT voltage range	22 ~ 60 V						
Start up voltage	20 V						
Max. PV input current	4 × 12 A	4 × 14 A	4 × 15 A	4 × 16 A	4 × 18 A	4 × 19.5 A	4 × 19.5 A
Max. input short circuit current	4 × 20 A	4 × 20 A	4 × 20 A	4 × 25 A	4 × 25 A	4 × 25 A	4 × 25 A
No. of MPP trackers	4						
Strings per MPP tracker	1						
AC OUTPUT							
Rated AC output power	1300 VA	1500 VA	1600 VA	1800 VA	2000 VA	2200 VA	2400 VA
Max. continuous output power	1300 VA	1500 VA	1600 VA	1800 VA	2000 VA	2200 VA	2400 VA
Max. continuous output current	5.91 A @220 V 5.66 A @230 V 5.42 A @240 V	6.82 A @220 V 6.53 A @230 V 6.25 A @240 V	7.28 A @220 V 6.96 A @230 V 6.67 A @240 V	8.19 A @220 V 7.83 A @230 V 7.50 A @240 V	9.10 A @220 V 8.70 A @230 V 8.34 A @240 V	10.00 A @220 V 9.57 A @230 V 9.17 A @240 V	10.91 A @220 V 10.43 A @230 V 10.00 A @240 V
Rated grid voltage	220 / 230 / 240 V						
Rated AC voltage range	180 ~ 264 V						
Rated AC frequency	50 Hz / 60 Hz						
AC frequency / range	50 ± 5 Hz / 60 ± 5 Hz						
Max. units per 10AWG branch*	4@220 V 4@230 V 5@240 V	4@220 V 4@230 V 4@240 V	4@220 V 4@230 V 4@240 V	3@220 V 3@230 V 3@240 V	3@220 V 3@230 V 3@240 V	3@220 V 3@230 V 3@240 V	2@220 V 2@230 V 3@240 V
Max. units per 12AWG branch*	3@220 V 3@230 V 4@240 V	3@220 V 3@230 V 3@240 V	3@220 V 3@230 V 3@240 V	2@220 V 2@230 V 3@240 V	2@220 V 2@230 V 2@240 V	2@220 V 2@230 V 2@240 V	2@220 V 2@230 V 2@240 V
Power factor range	~ 1 (0.8 leading...0.8 lagging)						
THDi (rated power)	< 3%						
EFFICIENCY							
Max. efficiency	96.50%						
MPPT efficiency	99.90%						
Power consumption (night)	< 40 mW						
STANDARD							
Safety	IEC62109						
EMC	IEC 61000, EN 62920, EN 301489, EN 55011						
Certifications	IEC 61727, IEC 62116, EN 50549, VDE 4105, UNE217001, UNE217002, RD244/647, NTS Version 2.1 TYPE A, INMETRO, PEA/MEA						
ENVIRONMENT LIMIT							
Ingress protection	IP67						
Operation temperature range	-40 ~ 75°C						
Relative humidity	0 ~ 100% RH (condensing)						
Storage temperature	-40 ~ 75°C						
GENERAL							
Dimensions (W x H x D)	322 × 242 × 48.5 mm						
Weight	6.2 kg						
Cooling concept	Natrual cooling						
Communication	Built-in WiFi						
Monitoring	SolaXCloud						

** Refer to local requirements for exact number of microinverters per branch*
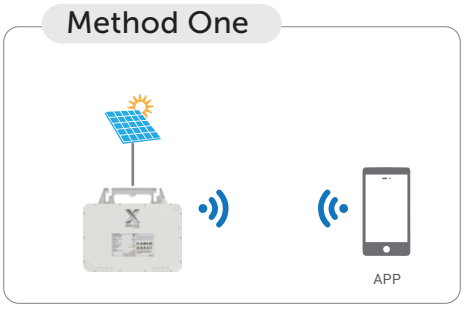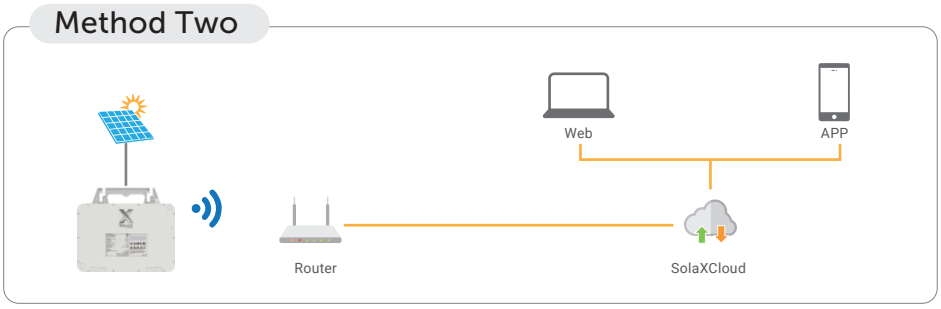
Communication Diagram