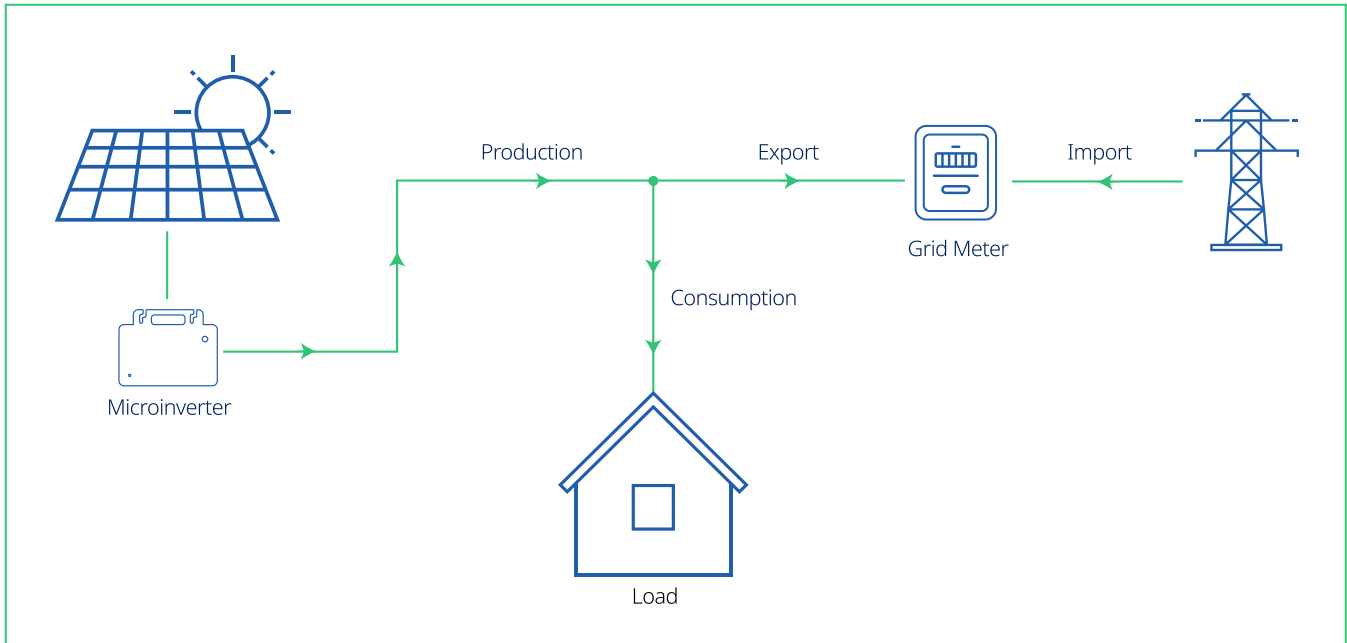
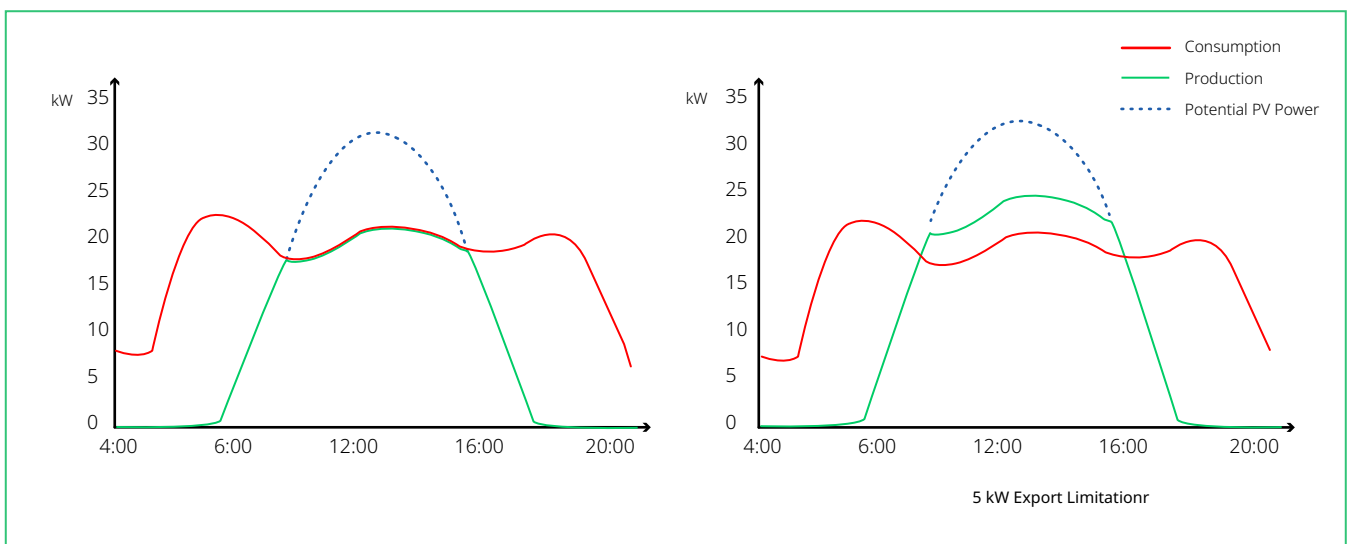


# Smart Power Export Management System



The Hoymiles Smart Power Export Management is an intelligent and reliable solution for managing the amount of power exported to the grid, consisting of a meter (CT optional), a Hoymiles Gateway DTU-Pro (or DTU-Pro-S), and a Hoymiles micro-inverter. The meter measures and communicates export or load consumption values, and the gateway DTU dynamically adjusts PV power production according to measurements from the meter.

This solution allows the meter to be installed either on the load side or the grid side. But to accurately display the PV production, the meter needs to be installed at the output of the PV system. Using this solution, users can have a larger installation without violating grid export regulations and trade PV production online based on the data contained in the S-Miles Cloud, maximizing the profit made on solar power generation.




Load consumption and PV production curves throughout the day

## System Composition



### DTU-Pro/DTU-Pro-S


DTU is the control center for the export management solution and is responsible for receiving data from the meter and adjusting the microinverter's output power.



### Single-phase electric meter

Single-phase electricity meter with the external current transformer can be used to measure the PV power production, load consumption or export power.

**Suitable for single-phase power grid**



### Three-phase electricity meter (Via Current Transformer)

A three-phase meter with an external current transformer is preferred for more grid types.

**Suitable for three-phase and split-phase power grid**

# Technical Specifications

Model (Meter)	DDSU666 (CT-100A)	DTSU666 (CT-3*100A)	DTSU666 (CT-3*250A)
<b>Power Supply</b>			
Grid type	1P2W	3P4W	
Input voltage (phase voltage)	154 Vac - 286 Vac	154 Vac - 253 Vac	
Power consumption	≤ 1.5 W		
<b>Measuring Range</b>			
Phase voltage	154 Vac - 286 Vac	154 Vac - 253 V ac	
Current	0 - 100 A	0 - 100 A	0 - 250 A
<b>Measuring Accuracy</b>			
0.01 In ≤ I < 0.05 In*			±1.5 %
0.05 In ≤ I ≤ In*			±1.0 %
<b>Communication</b>			
Interface	RS485		
Communication protocol	Modbus-RTU		
<b>Mechanical Data</b>			
Wiring type	Via-CT		
Ambient temperature range	-25 °C - 70 °C		
Dimensions (W × H × D)	36 x 100 x 65 mm	72 x 100 x 65 mm	
Mounting Type	DIN35 Rail		
<b>CT Data</b>			
Thread	Single turn		
Install	Buckle		
Ambient temperature range	-25 °C - 70 °C		
Dimensions (W × H × D)	30 x 45 x 32 mm	44 x 77 x 33 mm	
Cable length	6 m		

\*In: Secondary rated current of the current transformer.

Unit: mm

