

Microinverter Datasheet

- HMS-600W-2T**
- HMS-700W-2T**
- HMS-800W-2T**
- HMS-900W-2T**
- HMS-1000W-2T**

Description

Hoymiles HMS-1000W series microinverters are specifically designed for mini PV systems, such as balcony systems, and feature an integrated industrial+ grade Wi-Fi module.

With the user-friendly HMS Plug and Play Cable, installation is effortless. Users can connect the microinverter directly to a socket - no complex wiring is required.

The HMS-1000W series microinverters simplify system monitoring. They enable seamless access to real-time production data by directly connecting smartphones to the microinverter. Remote monitoring also made possible through the S-Miles Cloud by creating PV plants.

Features

01 Plug-and-play design for balcony solar systems

02 Built-in industrial+ grade Wi-Fi module for high reliability

03 Compatible with Micro Toolkit or S-Miles Cloud for monitoring and management

04 Output power setting function to customize performance

05 Enhanced safety with rapid shutdown compliance and isolated transformer

06 High-powered microinverter with up to 1000 VA output

Technical Specifications

| Model | HMS-600W-2T | HMS-700W-2T | HMS-800W-2T | HMS-900W-2T | HMS-1000W-2T |
|---|--|-------------|-------------|-------------|--------------|
| Input Data (DC) | | | | | |
| Commonly used module power (W) | 240 to 405+ | 280 to 470+ | 320 to 540+ | 360 to 600+ | 400 to 670+ |
| Maximum input voltage (V) | 60 | 60 | 65 | 65 | 65 |
| MPPT voltage range (V) | 16-60 | | | | |
| Min./Max. start voltage (V) | 22/60 | | | | |
| Maximum input current (A) | 2 × 12 | 2 × 13 | 2 × 14 | 2 × 15 | 2 × 16 |
| Maximum input short circuit current (A) | 2 × 20 | 2 × 20 | 2 × 25 | 2 × 25 | 2 × 25 |
| Number of MPPTs | 2 | | | | |
| Number of inputs per MPPT | 1 | | | | |
| Output Data (AC) | | | | | |
| Rated output power (VA) | 600 | 700 | 800 | 900 | 1000 |
| Rated output current (A) | 2.61 | 3.04 | 3.48 | 3.91 | 4.35 |
| Nominal output voltage/range (V)* | 230/180-275 | | | | |
| Nominal frequency/range (Hz)* | 50/45-55 | | | | |
| Power factor(adjustable) | >0.99 default 0.8 leading ... 0.8 lagging | | | | |
| Total harmonic distortion | < 3% | | | | |
| HMS Plug and Play Cable (Optional) | | | | | |
| Connector type | HMS Field Connector | | | | |
| Cable size | 1.5 mm ² | | | | |
| Cable length | 3 m (Customizable) | | | | |
| Plug type | Schuko | | | | |
| Efficiency | | | | | |
| CEC peak efficiency | 96.70% | 96.70% | 96.70% | 96.50% | 96.50% |
| Nominal MPPT efficiency | 99.80% | | | | |
| Night power consumption (mW) | < 50 | | | | |
| Mechanical Data | | | | | |
| Ambient temperature range (°C) | -40 to +65 | | | | |
| Storage temperature range (°C) | -40 to +85 | | | | |
| Dimensions (W × H × D mm) | 261 × 180 × 35.1 | | | | |
| Weight (kg) | 3.2 | | | | |

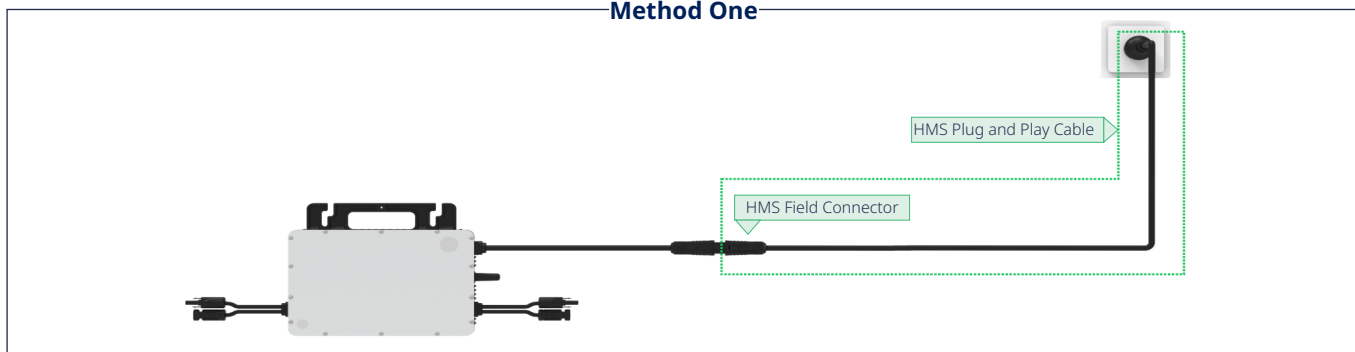
Technical Specifications

| Model | HMS-600W-2T | HMS-700W-2T | HMS-800W-2T | HMS-900W-2T | HMS-1000W-2T |
|------------------|--|-------------|-------------|-------------|--------------|
| Enclosure rating | Outdoor-IP67 | | | | |
| Cooling | Natural convection – No fans | | | | |
| Features | | | | | |
| Communication | Built-in Wi-Fi | | | | |
| Topology | Galvanically Isolated HF Transformer | | | | |
| Monitoring | Micro Toolkit or S-Miles Cloud | | | | |
| Compliance | VDE-AR-N 4105: 2018, EN 50549-1: 2019, VFR 2019, IEC/EN 62109-1/-2, IEC/EN 61000-6-1/-2/-3/-4, IEC/EN 61000-3-2/-3 | | | | |


*: Nominal voltage/frequency range may vary based on local requirements.

Wiring Diagram

Method One

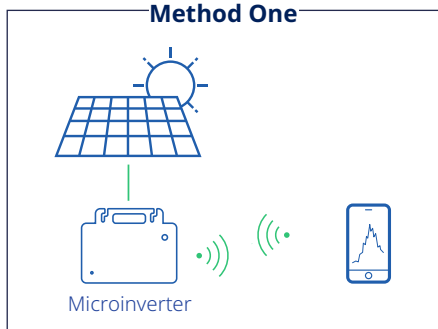


Method Two



Communication Diagram

Method One



Method Two

